

Rialta



The 2005 Rialta.





What a view.

You'll appreciate the enhanced visibility provided by Rialta's rear window defogger/defroster and wiper/washer—especially when parking, changing lanes or backing out of a driveway.



You've got pull.

A trailer hitch plus a powerful V6 engine gives Rialta 2,000 pounds of towing capacity.^e



Keep it clean.

Muddy boots? Messy gear? Use Rialta's exterior wash station and cleanups are a snap.



Pack it in.

Another example of Rialta's remarkable use of space: a lighted, oversized rear storage compartment for packing larger items. A power cord inside this compartment makes for quick hookups, too.

Climate control.

A Coleman® roof-mounted air conditioner lets you relax in comfort, even on warm days. A high-efficiency roof air conditioner provides even more cooling power and is standard with full body paint models or available as an upgrade on standard graphics models. And thanks to Rialta's dual automotive air conditioning system in the cockpit and cabin, you'll stay cool and comfortable when you're on the move, too. On cool mornings, keep warm without LP. The available electric heat feature provides warmth without turning on the furnace.



Easy entrance.

Rialta features a low entrance step, so stepping aboard is more like entering a home. Rialta's passenger-side and driver-side doors are also easy in, easy out with a full 90-degree open feature.

Shine on.

The 16" stylized aluminum wheels are just one more classy finishing touch. (Standard on QD, available on HD and FD.) Sporty, low-profile tires come standard.



You've got the horses.

Rialta features a peppy V6 engine that produces an incredible 201 horsepower, making the already zippy Rialta even more fun to drive.



Cut the cord.

Some of the world's most beautiful places don't have places to plug in. But that doesn't matter to a Rialta owner, thanks to the Onan® MicroLite™ 2.8 KVC generator, a standard feature.

See here.

Rialta's low-mounted exterior mirrors are remote controlled and feature heated electric defrost, for added convenience.

Heated nozzles.

Rialta is loaded with smart features such as heated windshield wiper nozzles.

Fewer bumps in the road.

Air springs allow for convenient suspension adjustments. Tailor your ride to the environment you drive in.



Great moves.

The fully independent, double-wishbone, torsion-bar front suspension comes with hydraulic shock absorbers and a stabilizer bar to better absorb bumps and road stresses. In combination with a powerful engine and front-wheel drive, this gives the Rialta superior maneuverability and handling.

With beauty, brains and a whole lot more.

There is a certain pleasure in owning something that is superbly designed. And you can hear it in a Rialta owner's voice.

You see, we've packed a whole lot of our very best thinking into Rialta.

Even from the outside, it differs markedly from other motor homes. Rialta is incredibly fuel efficient and measures in at a very maneuverable 22 feet. Its sleek, aerodynamic lines and softly rounded contours please the eye, reduce drag and help quiet the interior.

But don't let Rialta's size fool you. Inside, you'll find it has plenty of room for comfortable living. And, as a full-featured Class C motor home, it's loaded with the same kind of creature comforts and conveniences found in vehicles nearly twice its size.



Do a good turn daily.

Swinging into a parking lot is no problem with a Rialta. It feels more like driving a car than a motor home. You'll appreciate its maneuverability when wheeling through a campground or negotiating traffic.



Upgrade your listening choices with Sirius® Satellite Radio programming (requires the available Panasonic® satellite-ready radio). It offers 100 channels of digital entertainment, with 61 commercial-free, original music channels. High-altitude satellites deliver crystal clear satellite programming anywhere in the U.S. with no signal fades. And the receiver has full scrolling capabilities that show artist names and song titles. (Sirius Satellite Radio programming requires a subscription.)

Save juice.

You can easily disconnect the house batteries during extended periods of non-use or storage.



Feels as good as it looks.

Whether cloth or leather, Rialta's ergonomic seating offers additional support where it's needed — especially in the critical lumbar area. Driver and passenger seats incorporate adjustable armrests, multi-adjustable recline and swivel/slide features. (Shown here in available gray leather.)



Ready for takeoff.

Slide into position behind Rialta's steering wheel and you'll instantly hear the call of the open road. Innovative driver's features include analog instrumentation that's easy to read, synchronized power door locks, and one-touch power windows with a pinch guard feature that automatically retracts the window when resistance is noted. The Panasonic AM/FM stereo CD player with wireless remote completes your driving experience. You can also choose an available deluxe sound system.



Breathe easier.

The dash air system includes a removable dust-trapping micron filter for improved air quality.



Chill out.

Operated from its own control panel, the standard auxiliary automotive A/C system helps keep things comfortable throughout the coach. Adjustable overhead vents allow you to direct cool air for maximum comfort. A 9" TV and video cassette player are standard on the QD only.

Lock it away.

Creative use of space sets Rialta apart. A good example is the lockable storage compartment designed into the driver's door trim panel.

How efficiency creates space.



Rialta's bathroom takes up next to no space...

Rialta is proof positive that big things don't have to come in big packages. Its nimble design allows it to do everything a full-size motor home can do.

The bathroom features telescoping walls so it takes up next to no space. This unique layout incorporates a residential-height

toilet, fold-down sink, mirrored medicine cabinet, two towel bars—and with the walls extended, there's even room for a shower.

You'll find Rialta full of surprises: comfortable, spacious seating and dining areas; ample storage areas (including a large, lighted wardrobe



... Ample room for a toilet, a fold-down sink, medicine cabinet and towel bars—even a shower!

and/or spacious shirt closets); a fully functional galley; and much, much more.

Because at Winnebago Industries, we believe that your motor home experience should never scrimp on fun—no matter what size coach you prefer to drive.



... At the touch of a button and with a gentle pull, its walls telescope outward, creating additional space...



Dinner is on.

Rialta's fully loaded galley comes equipped with brand-name appliances, including a stove, refrigerator and touch-control microwave. Major appliances are secured with steel tie-downs for added safety.

Feel the warmth.

Unlike conversion vans, Rialta comes with a thermostat-controlled furnace to keep you comfortable on chilly nights.



Get into hot water.

As a full-featured Class C motor home, Rialta comes with a 110-volt electric water heater. For even more convenience, it incorporates motoraid, which uses engine heat when driving to immediately provide hot water upon arrival at your destination.



Let's get cooking.

The recessed two-burner range with convenient, removable cover means you won't be restricted when it comes to fixing your favorite meals. (The 22HD features a three-burner range.)



Way cool.

A Norcold® refrigerator is standard on every Rialta. For added convenience, it can operate on 110-volt AC, 12-volt DC or LP so you can keep your food cool no matter where you go.



Model 22QD

Seating for four up front, a rear dinette and two sleeping areas.



Breakfast and bed.

Wonderfully well lit by Rialta's extra-large rear window, the dinette provides a comfortable dining and multiuse area, and converts easily into a large sleeping area about the size of a double bed. The bedding shelf above the dinette is a great place for pillows and blankets.



Got-it-all galley.

It has everything you need: two-burner, recessed range; microwave oven; refrigerator; and sink. A flip-up countertop extension and the drop-in recessed sink cover give you added work space.



"Z" place to be.

The oversized companion seats, located behind the cab area, provide comfortable seating with their multi-position recline feature. They also fold flat and join together to form yet another sleeping area. The QD comes with built-in child seat anchors.



A place for everything. Conveniently store hanging clothes in this lighted wardrobe. The carpeted floor is perfect for shoes and boots.

Model 22HD

An impressive front galley, larger refrigerator/freezer and the functionality of a rear dinette/sleeping area.



Chef's choice.

Home is where the hearth is. So we gave the HD's galley some extra touches, such as a high-output third burner on the range, an available full-feature oven, plus microwave and sink.



Room to chill.

The HD also features a large-capacity refrigerator/freezer with two drawers beneath, plus a big counter on top with convenient TV power and coax hookups. (Television not included.)



Stop and smell the coffee.

The spacious dinette with seating for four receives plenty of natural light from Rialta's extra-large rear window. Added conveniences include the stowable table, cupholders, additional rear countertop space and available Deluxe Sound speaker system.



Bed or breakfast.

The dinette converts easily into a large sleeping area about the size of a double bed. Just stow the table into its retracted position in the back wall and fold down the dinette seats. Blankets and pillows can be stored up above on the overhead bedding shelf when not in use. (Television not included.)



Let the sun shine.

A skylight sheds light on swiveling driver and passenger seats. A pull-up table between the comfortable lounge chair and front passenger seat is perfect for mealtime or as a place to work on your laptop.

Model 22FD Standard and 22FD Optional

Choose from the standard rear double or optional twin bed sleeping configuration. These floorplans also feature a fully equipped front galley.



Optional: twin beds.

Ultra-comfortable Serta® mattresses provide a great night's rest. Dual shirt closets plus overhead cabinetry and a single-drawer nightstand make for plenty of storage space. A removable pedestal table adds dining and workspace flexibility.



Standard: double bed.

A double-size Serta mattress provides the ultimate in sleeping comfort in a bed with room for two. The 3/4-length wardrobe with carpeted floor, roomy shirt closet and overhead cabinetry provides abundant storage.



Bed. Room.

Both FD models feature underbed compartments for convenient storage of bulky or oversized items. (Double-bed storage is shown. Available twin beds feature storage under the passenger-side bed.)



Vanity is good.

Across from the FD Standard's double bed, you'll find an impressive vanity with a large countertop and multiple storage areas, including a wardrobe, shirt closet, overhead cabinets and large drawers. The vanity also incorporates a pull-out TV shelf that tucks away when not in use. (Television not included.)



It really cooks.

The galley is complete and fully functional. There's a two-burner, recessed range with removable cover; microwave oven; refrigerator; stainless steel sink with cover; and skylight.

Interior choices

Rialta's interior color schemes are designed to look great and wear well for years to come.



Beechwood



Greenwich Green



Washed Maple

Exterior color choices

Accent Rialta's smooth, aerodynamic lines through your choice of exterior colors.



Titanium Metallic

(Available stylized aluminum wheels shown.)



Luxorbeige Metallic

(Standard wheel covers shown.)



Symphonic Silver Metallic



It's the little things that make a difference. So we get those right, too.

Rialta is engineered from the ground up and constructed to the same strict standards as larger Winnebago Industries motor homes. Unlike Class B conversion vans, Rialta hasn't been adapted from another vehicle. There's nothing modified or haphazard about it.

Rialta is truly an engineer's dream. Its smooth lines, flush-mounted headlamps and turn indicators all contribute equally to Rialta's sleek look and superior mileage.

Check the fit and finish throughout. Rialta's interior appointments are designed to operate smoothly and maintain their attractive appearance for years to come.

Notice the cabinet hardware, how it's large enough to use easily, yet is attractive and unobtrusive.

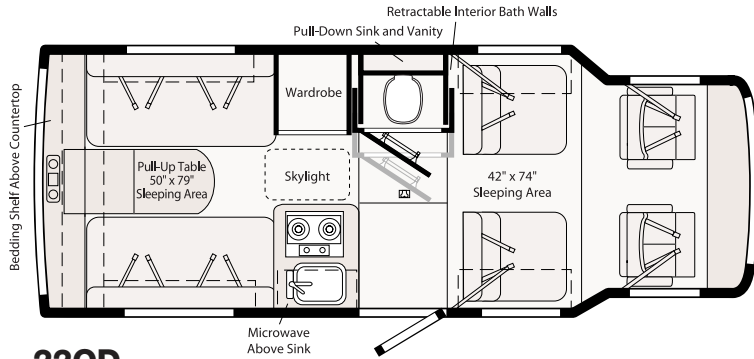
An engineer's delight? Yes, but you're the one who gets to drive it. That's the magic of a Rialta. It makes engineers and RVers equally happy. And that's no small feat.



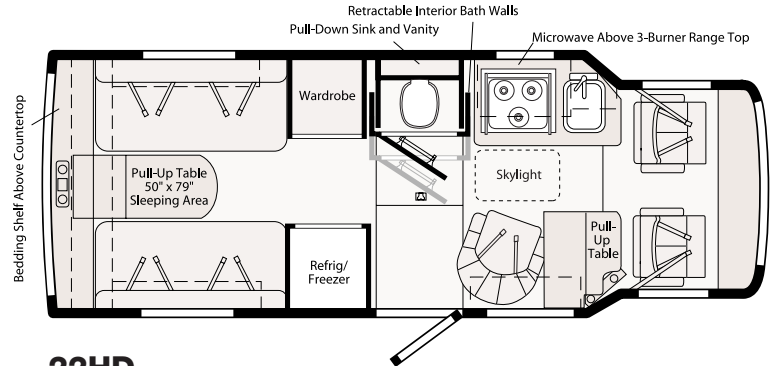
Easy on the pocket.

Only your key starts the engine. It's electronically encoded for anti-theft security. When not in use, the key folds into its handle so it's easier on your pants pocket. A keyless entry remote is built into the handle, eliminating the need for a separate transmitter.

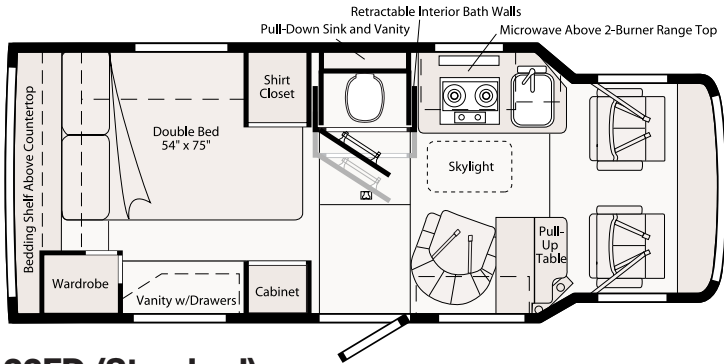
You'll see innovation from the top down: Floorplans.



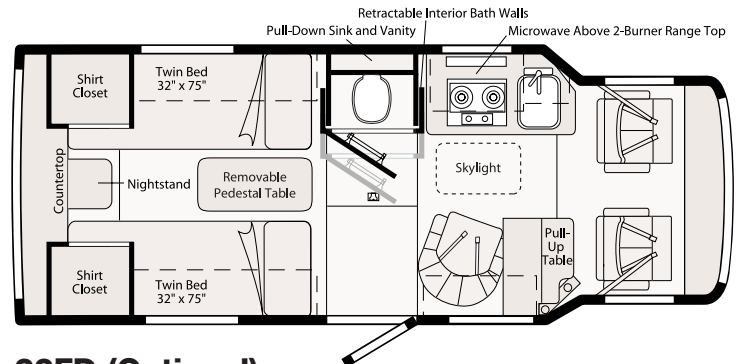
22QD



22HD



22FD (Standard)



22FD (Optional)

The difference is in the details: 2005 Rialta Specifications.

	220D	22FD	22HD
Length	21'8"	21'8"	21'8"
Exterior Height^a	8'6"	8'6"	8'6"
Exterior Width	7'4"	7'4"	7'4"
Exterior Storage (cu. ft.)^b	12.7	13.2	12.7
Interior Height (maximum)	6'2"	6'2"	6'2"
Interior Width	6'10.5"	6'10.5"	6'10.5"
Fresh Water Capacity w/Heater (gal.)	20	20	20
Holding Tank Capacity - Black/Gray (gal.)	13/9	13/6	13/7
LP Capacity^c (gal.)	7	7	7
Fuel Capacity (gal.)	21	21	21
GVWR (lbs.)	7,275	7,275	7,275
GAWR - Front (lbs.)	3,527	3,527	3,527
GAWR - Rear (lbs.)	3,968	3,968	3,968
GCWR^e (lbs.)	9,275	9,275	9,275
Wheelbase	152"	152"	152"

S Standard
O Optional

	220D	22FD	22HD
Automotive/Chassis			
Chassis - Volkswagen[®] V6 24-valve 2.8L fuel-injected gas engine, 201-hp, 4-speed electronically controlled automatic transmission, 280-amp. battery/150-amp. alternator, Auxiliary Rear Air Springs, Spare Tire, Tire Tools jack, jack handle & lug wrench, Tires 16", Trailer Hitch 2,000-lb. drawbar/200-lb. maximum vertical tongue weight & wiring ^e	S	S	S
Wheelcovers (4)		S	S
Stylized Aluminum Wheels^d	S	O	O
Cab Area and Driver Conveniences			
Beverage Tray w/cupholders, Cab Seats w/seat belts 3-point shoulder & lap w/retractors, armrests, lumbar support, multi-adjustable swivel/slide/recline, fabric w/vinyl surround, headrest, Cigarette Lighter/12-Volt Electrical Supply, Cruise Control, Floor Mats rubber, driver & passenger, Folding Ignition Key, Interior Adjustable Rearview Mirror, Interior Remote Hood Release, Map Lights (2), Power Assist Steering, Locks power doors & windows, Rear Window w/wiper/washer & defogger/defroster, Sunvisors w/mirrors & lights (2), Trim Panels driver & passenger doors, w/storage	S	S	S
Cab Seats^d leather faced	O	O	O
Entertainment			
Radio (Cab) Panasonic AM/FM stereo CD w/remote, speakers (6), TV Antenna (amplified), 12-volt receptacle(s), interior jack, coax wiring, cable input	S	S	S
Satellite Radio (Cab) Panasonic AM/FM stereo CD w/remote, satellite antenna, receiver & wiring (subscription to the Sirius Satellite Radio programming not included)	O	O	O

S Standard
O Optional

	220D	22FD	22HD
9" Color TV^d 12-volt DC w/remote, VCP^d (video cassette player)	S		
Deluxe Sound System^d 4 deluxe speakers, subwoofer	O	O	O
TV Shelf^d (NA w/w/in bed option)		S	
Interior			
Bedding Shelf^d Carpeted Floor Mat entrance door, Ceiling Lights incandescent, DC Receptacle, Fabric Ceiling, Front Wraparound Curtain, Headliner molded ABS, Skylight	S	S	S
Convenience Tray cupholders & storage tray, backwall, Wardrobe Cabinet carpeted floor, clothes rod, light	S		S
Cabinetry			
Gray Molded ABS Plastic	S		
Washed Maple Woodgrain stile & rail w/flat panel inserts		S	S
Countertops			
Laminate Countertops w/edging	S	S	S
Floorcovering			
Carpet w/Pad	S	S	S
Furniture			
Companion Seats (2), Cupholders	S		
Dinette	S		S
Lounge Chair swivel/slide, Cabinet w/fold-up table, magazine rack, cupholders, AC & DC outlets		S	S
Leather Faced Seats^d cab & coach	O	O	O
Galley			
Faucet dual-control, Microwave Oven touch control, Powered Ventilator Fan galley/bath, Range Cover, Single Stainless Steel Sink sink cover (countertop material)	S	S	S
Flip-up Countertop Extension	S		
Range Top 3-burner, Magic Chef, [®] Refrigerator/Freezer single-door, Norcold			S
Range 3-burner w/oven, Magic Chef			O
Range Top 2-burner, recessed, Refrigerator single-door, Norcold	S	S	
Refrigerator single-door, high altitude	O	O	
Bath			
Expandable Cabinet, Fold-Down Sink, Fold-Down Vanity Shelf, Lavatory Faucet dual-control, Medicine Cabinet w/sliding mirror doors, Shower Package shower curtain & snaps, shower pan w/power drain, lavatory faucet w/flexible showerhead, Tissue Holder, Toilet w/foot pedal, Towel Bars (2) , located on bath door	S	S	S
Bedroom			
Bed Double w/fitted bedspread, shams & pillows, Bedding Shelf^d Decorative Wall Lamps (2), Overhead Cabinet, Underbed Storage, Shirt Cabinet, Vanity Cabinet w/drawers, Wardrobe Cabinet	S		

S Standard
O Optional

	220D	22FD	22HD
Beds Twin w/fitted bedspread (2), shams & pillows, Decorative Wall Lamps (2), Nightstand, Overhead Cabinets, Removable Pedestal Table, Shirt Closets (2), Underbed Storage^d			O
Exterior			
AC Duplex Receptacle, Entrance Door main w/screen door, deadbolt lock, Fiberglass Running Boards w/front wheel lips, Graphics Packages Luxorbeige Metallic or Titanium Metallic, Locking Fuel-Fill Cap w/Door, Mirrors low mount, electric remote w/defrost, Mudflaps front & rear, Porch Light w/interior switch, Rear Storage Compartment trunk, lock, power cord, light, Transition Panels, Undercoating coach only	S	S	S
Undercoating cab only	O	O	O
Full Body Paint Symphonic Silver Metallic (high-efficiency roof AC required with this option)	O	O	O
Systems			
4-Gallon Water Heater 110-volt w/motoraid & rear auto heater, 30-amp. Power Cord, Automatic Dual Battery Charge Control, Automotive Heater/Air Conditioner, Auxiliary Automotive Air Conditioner, Auxiliary Start Circuit, Batteries (2) deep cycle, marine/RV, Battery Disconnect System, City Water Hookup, Exterior Wash Station w/pump switch, Generator 2,800-watt, Onan MicroLite, gas, hourmeter, LP Tank permanent mount w/gauge, Monitor Panel wall mount, battery condition gauge, generator start/stop switch, holding tank levels, LP tank level, water pump switch, water tank level, Roof Air Conditioner, Sewer Hose 10 ft., Water Heater, Water Pump demand, Water System Drain, Water Tank Fill w/locking door, Winterization Bypass Valve	S	S	S
AC/DC Electrical Distribution System AC/DC load center combination, 45-amp. electronic converter/charger, Furnace 19,000 BTU, Suburban [®] front discharge		S	S
AC/DC Electrical Distribution System AC load center, DC load center, 45-amp. electronic converter/charger, Furnace 17,000 BTU, Suburban, ducted		S	
A/C Heat Strip^d	O	O	O
A/C Heat Pump^d	O	O	O
A/C Roof-Mounted High-Efficiency (required w/full body paint option)	O	O	O
Safety			
3-Point Cab Seat Belts, 10 B.C. Fire Extinguisher, Airbags driver & passenger, Bumpers front & rear, Carbon Monoxide Detector/Alarm, Daytime Running Lamps, Escape Window, Ground Fault Interrupter, High-Mount Rear Brake Light, Lap Belts in Selected Areas, LPG Leak Detector/Alarm, Smoke Detector/Alarm	S	S	S
Warranty			
2-Year/24,000-Mile Basic Warranty on Coach Body from Winnebago Industries^{®1} 2-Year/24,000-Mile Basic Warranty on Chassis/Cab from Volkswagen of America, Inc.¹ 5-Year/50,000-Mile Basic Warranty on Powertrain from Volkswagen of America, Inc.¹	S	S	S

a The height of each model is based on the curb weight of a typically equipped unit on the standard chassis and is measured to the highest standard feature on the roof. The actual height of your vehicle may vary by several inches, depending on chassis or equipment variations.

b Your motor home's load capacity is designated by weight, not by volume, so you cannot necessarily use all available space when loading your motor home.

c Capacities shown are tank manufacturer's listed water capacity (W.C.). Actual filled LP capacity is 80% of listing due to overfilling prevention device on tank.

d Not all items available in combinations. See dealer for details.

e Actual towing capacity is dependent on your particular loading and towing circumstances, which includes the GVWR, GAWR and GCWR as well as adequate trailer brakes. Please refer to your vehicle's operator's manual for further towing information.

f See your dealer for complete warranty information.

Winnebago Industries' continuing program of product improvement makes specifications, equipment, model availability and prices subject to change without notice. Comparisons to other motor homes are based on the most recent information available.

Not all motor homes are created equal.

As you take a closer look, you'll see that there is much more to the Winnebago Industries Rialta than a long list of standard features and compelling floorplans. Beneath it all you'll find a SuperStructure® foundation of strength and durability, and Winnebago Industries' recognized service and warranty support.



We are committed to service.

We back the Rialta with the best after-the-sale service in the industry.

- 24-month/24,000-mile basic limited warranty
- Complimentary 24-hour Roadside Assistance Program
- TripSaver Fast Track Parts. TripSaver guarantees that in-stock warranty parts ship directly to your dealer within 24 hours
- Nationwide Dealer service network



Certified quality.

Recreation Vehicle Dealer Association members annually rate RV manufacturers on the quality of their products, and on their sales and service support. Winnebago Industries has achieved the coveted Quality Circle award every year since its inception, the only RV manufacturer to do so.



Learn more about what sets Winnebago Industries apart.

Ask your dealer for this guide. It will help you learn what makes Winnebago Industries motor homes distinctly superior to other brands.

Warning: Joining WIT has been known to cause excessive fun.

Winnebago-Itasca Travelers (WIT) is a club for owners of Winnebago Industries motor homes.



WIT is a great way to meet people and offers you:

- Caravans and rallies
- Local and state group activities
- Benefits for RVers



is the term given to Winnebago Industries' structural motor home design and construction. Rather than a single component, it is the culmination of design integration that incorporates steel and aluminum substructures; welded tubular floor risers; interlocking joint technology; and Thermo-Panel® roof and sidewalls to form a high-strength, durable vehicle body.



Rialta's steel floor is electrodeposition coated and undercoated to resist corrosion, making it one tough motor home.

The foundation substructure assembly is precision-aligned to maximize strength and cross-coach support as well as durability.



Another strong point.

Our exclusive interlocking joint system connects the roof, floor and walls for a durable, better-sealed, quieter body. The design effectively distributes the weight of the walls and roof, making a stronger and more durable body than competitor designs that rely on screws to carry the weight.

Rialta

Built proudly by
WINNEBAGO

© 2004 Winnebago Industries, Inc., Forest City, IA 50436. Printed in USA.

Seat belts are your most important hookup. Always buckle up.

NYSE listing: WGO

Visit us at www.winnebagoind.com